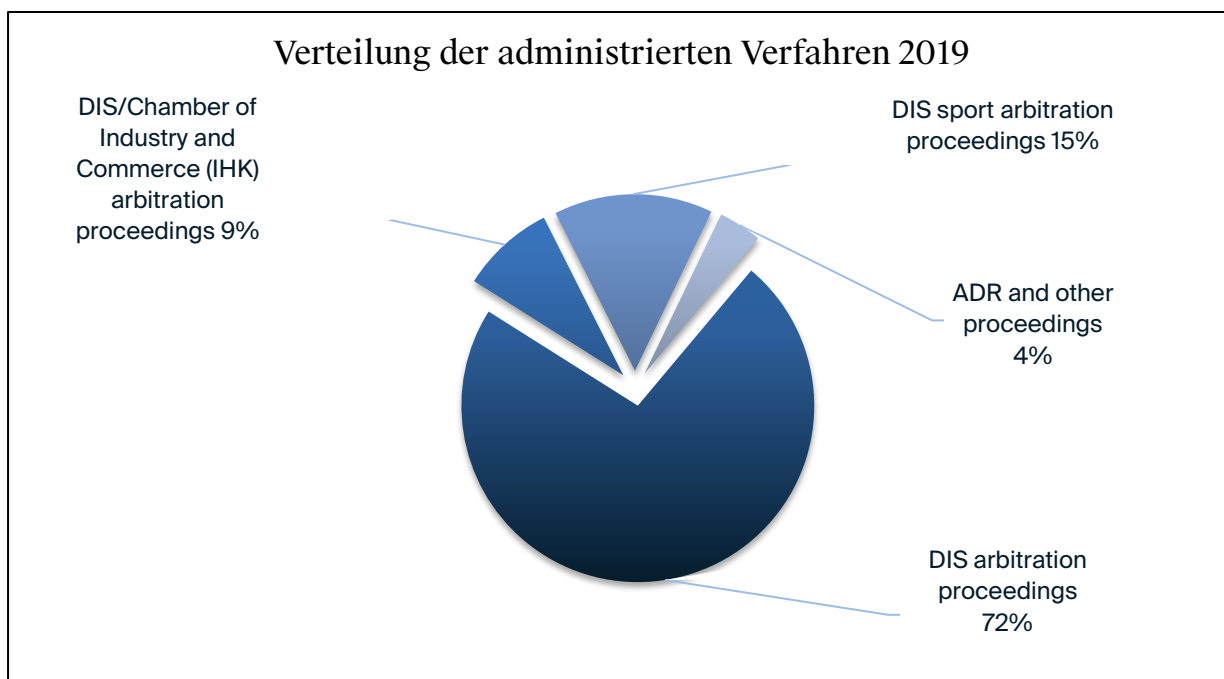


Statistics 2019

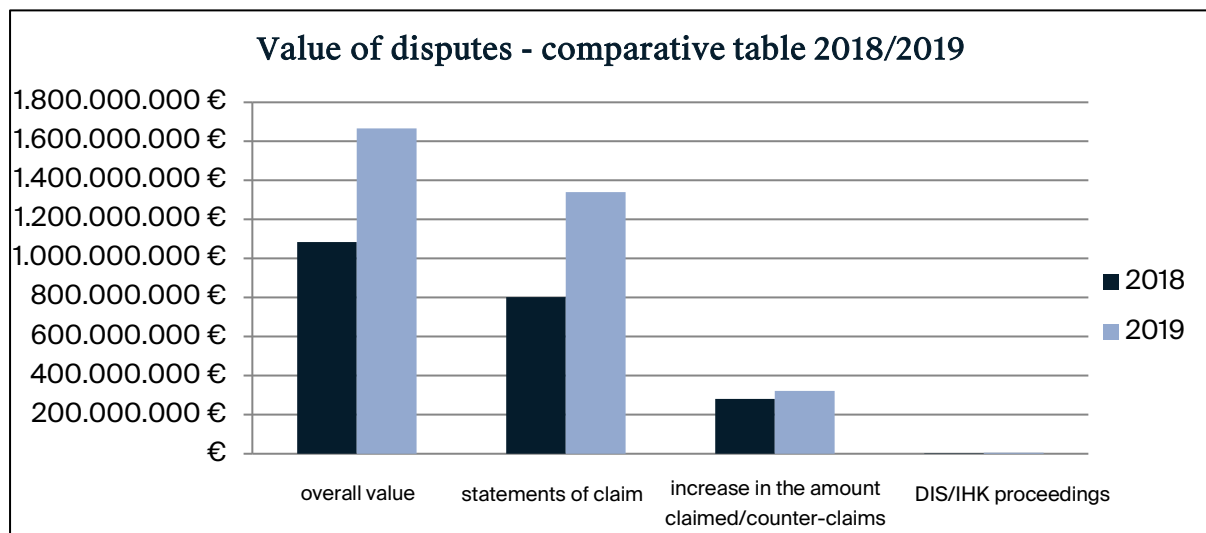
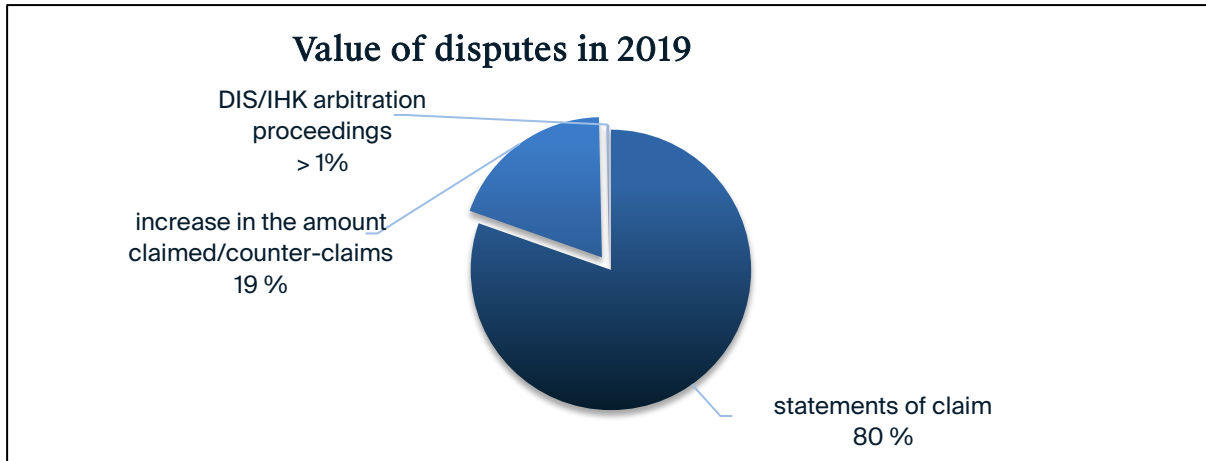
1. Proceedings Initiated in 2019



Types of proceedings		2018	2019	
total number of DIS proceedings		162	151	
DIS Arbitration Rules		116	110	
	of which 1998 DIS Arbitration Rules			1
	of which with Annex 4			2
	of which with Annex 5			11
	of which with Annexes 4+5			1
	relating to PackagingLaw			2
		12	13	
DIS/Chambers of Industry and Commerce (IHK) arbitration proceedings				

	of which IHK Bonn			1
	of which IHK Frankfurt/Main			4
	of which IHK München und Oberbayern			3
	of which IHK Ostwestfalen zu Bielefeld			3
	of which IHK Stuttgart			2
2016 DIS Sport Arbitration Rules		25	22	
subtotal of arbitration proceedings		153	145	
conciliation		3	3	
mediation		2	1	
adjudication		0	0	
expert determination		1	1	
subtotal ADR proceedings		6	5	
other proceedings (<i>ad hoc</i> Appointing Authority)		3	1	

2. Arbitration Proceedings – Value of Disputes in 2019*



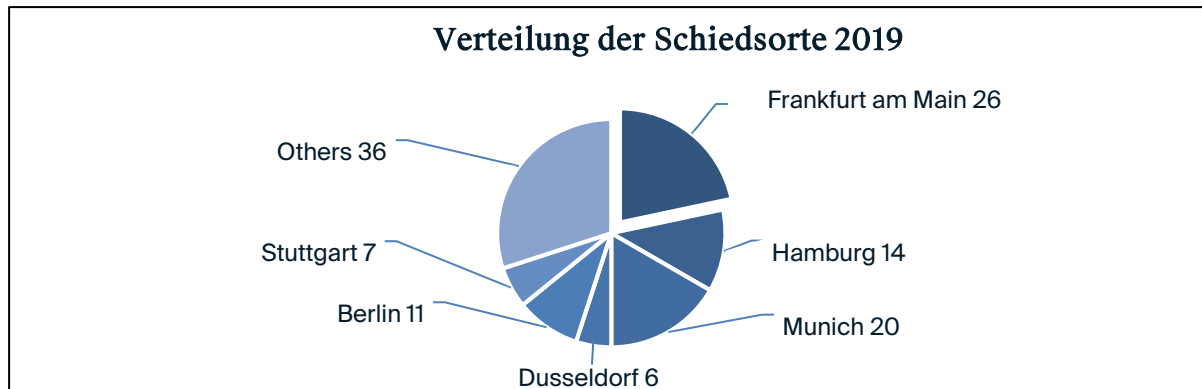
	2018	2019
Value of disputes**	1.084.805.512 €	1.666.834.617 €
of which DIS arbitration proceedings (statements of claim)	802.638.541 €	1.340.047.971 €
of which DIS arbitration proceedings (increase in the amount claimed/counter-claims)	280.174.784 €	321.106.433 €
of which DIS/IHK arbitration proceedings	1.992.188 €	5.680.213 €

Value of disputes	2018	2019
lowest	1.220 €	2.277 €
highest	90.414.038 €	600.000.000 €

* Based on the number of arbitration proceedings, but not including sport arbitration proceedings (128 proceedings 2018/123 proceedings in 2019).

** Taking into account the value of arbitration proceedings (DIS/IHK) commenced in the relevant year only, as well as the increase in the amount claimed and counter-claims filed during the relevant year (irrespective of when the arbitration proceedings were initiated). Accordingly, this is not the total value of all arbitration proceedings pending in the relevant year.

3. Arbitration Proceedings – Places of Arbitration 2018*

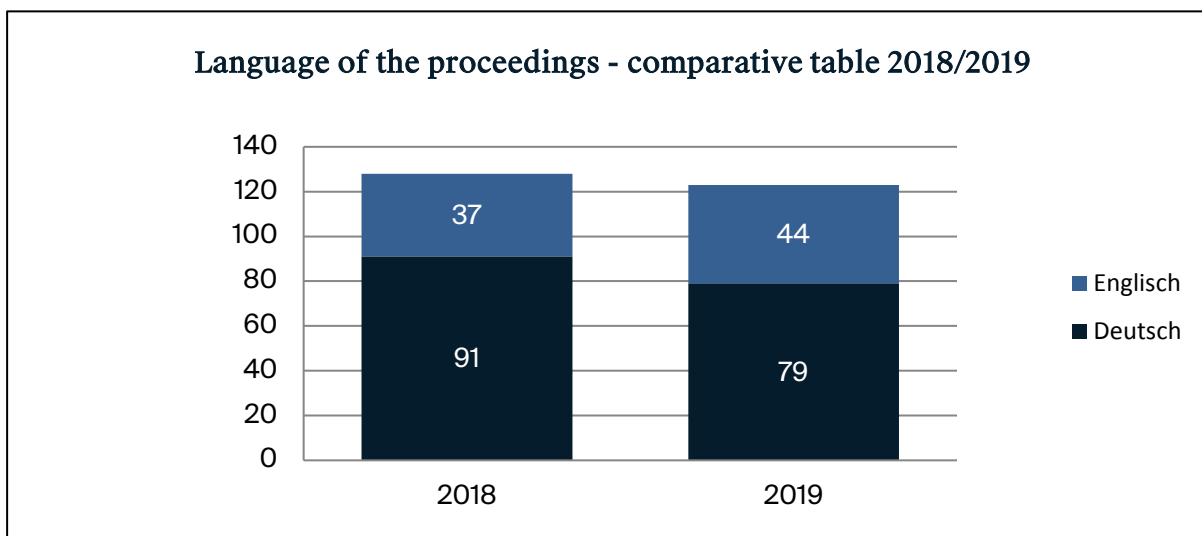
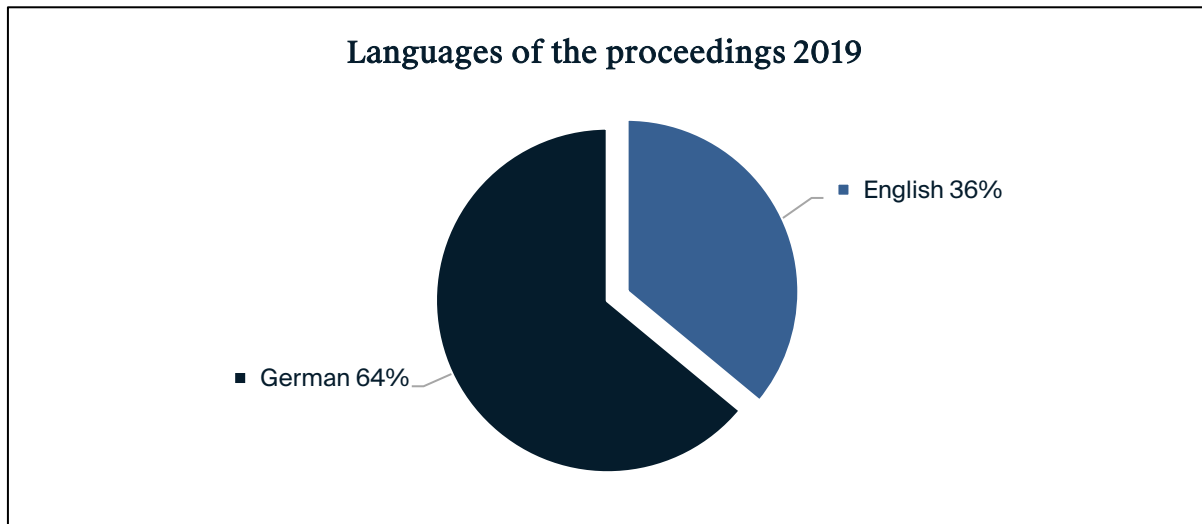


In Germany		Abroad		
City	Number of cases	country	city	Number of cases
Berlin	11	Austria	Linz	1
Bielefeld	3	Austria	Vienna	1
Bonn	1			
Bremen	2			
Dusseldorf	6			
Frankfurt am Main	26			
Hamburg	14			
Hamm	1			
Hannover	2			
Heidelberg	1			
Kassel	1			
Cologne	10			
Krefeld	1			
Leverkusen	1			
Ludwigshafen am Rhein	1			

Lüneburg	1			
Munich	20			
Münster	1			
Nuremberg	2			
Oldenburg	1			
Ratingen	1			
Rheda-Wiedenbrück	3			
Saarbrücken	1			
Stuttgart	7			
Gesamt	118			2

* Based on the number of arbitration proceedings with agreed or fixed places of arbitration, but not including sport arbitration proceedings (120 proceedings in total). In the remaining cases, the place of arbitration is yet to be determined.

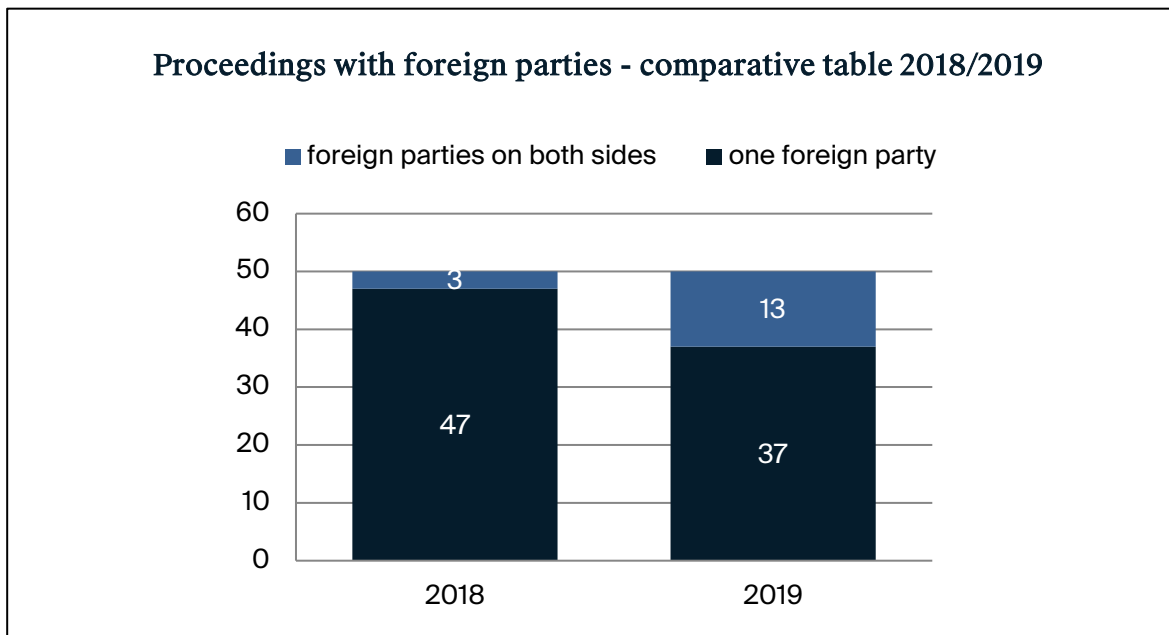
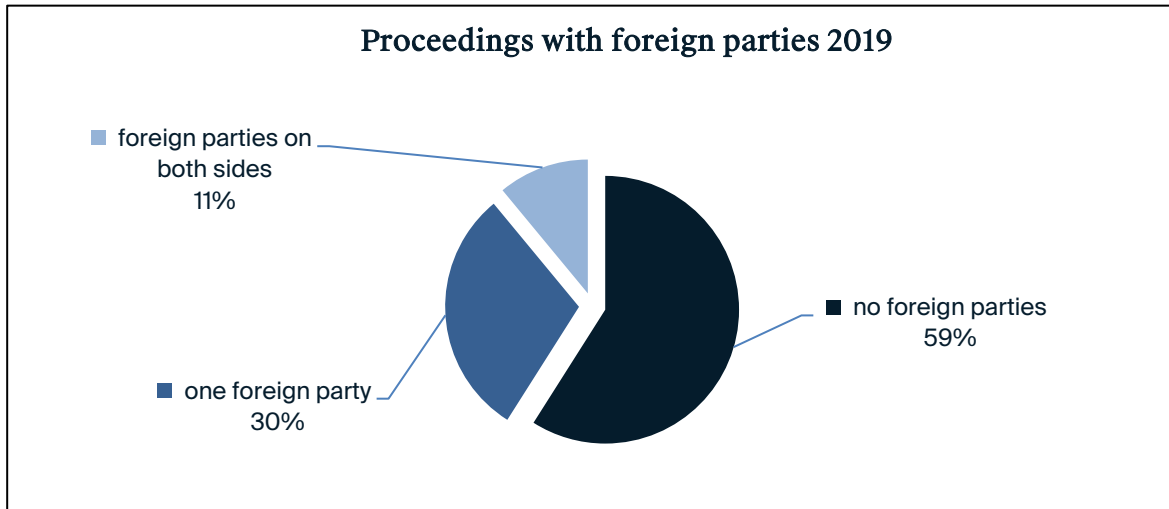
4. Arbitration Proceedings – Language of the Proceedings 2019*



Languages of the proceedings	2018	2019
English	37 (29%)	44 (36%)
German	91 (71%)	79 (64%)

* Based on the number of arbitration proceedings, but not including sport arbitration proceedings (123 proceedings).

5. Arbitration Proceedings – Involvement of Foreign Parties 2019*



Proceedings with foreign parties	2018	2019
total	50 (39%)	50 (41%)
of which arbitration proceedings with one foreign party	47	37
of which arbitration proceedings with foreign parties on both sides	3	13

* Based on the number of arbitration proceedings, but not including sport arbitration proceedings (128 proceedings in 2018/123 proceedings in 2019).

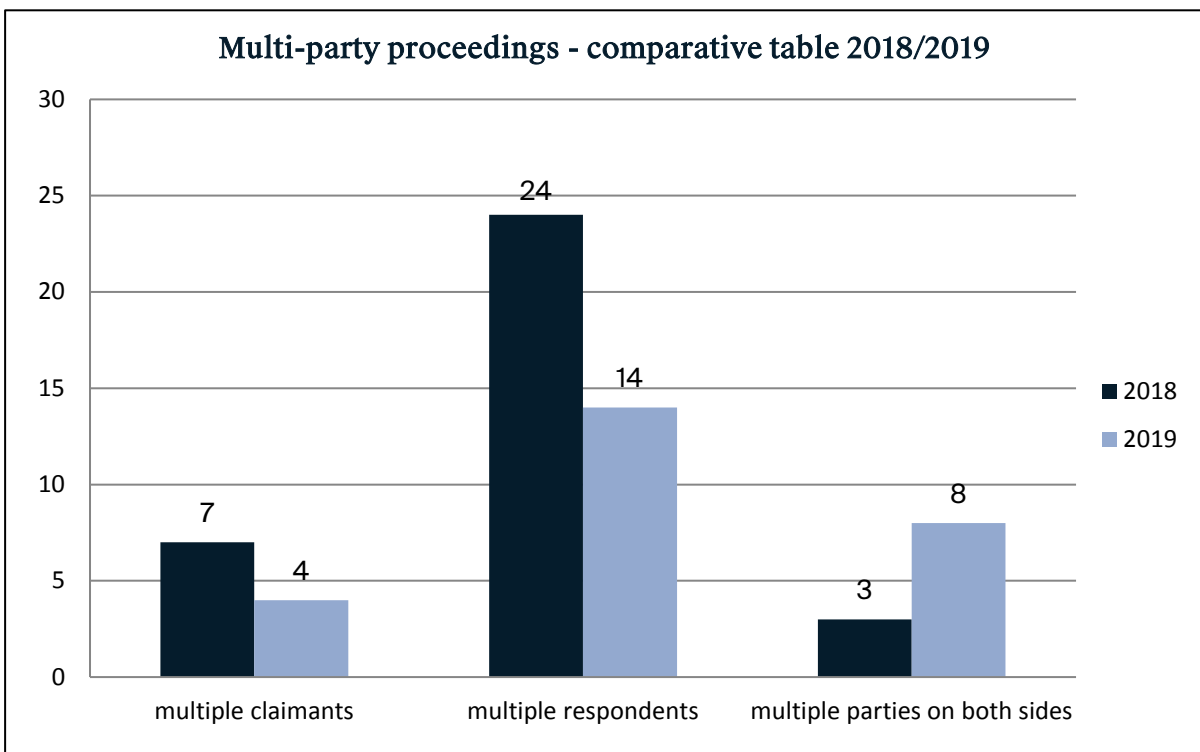
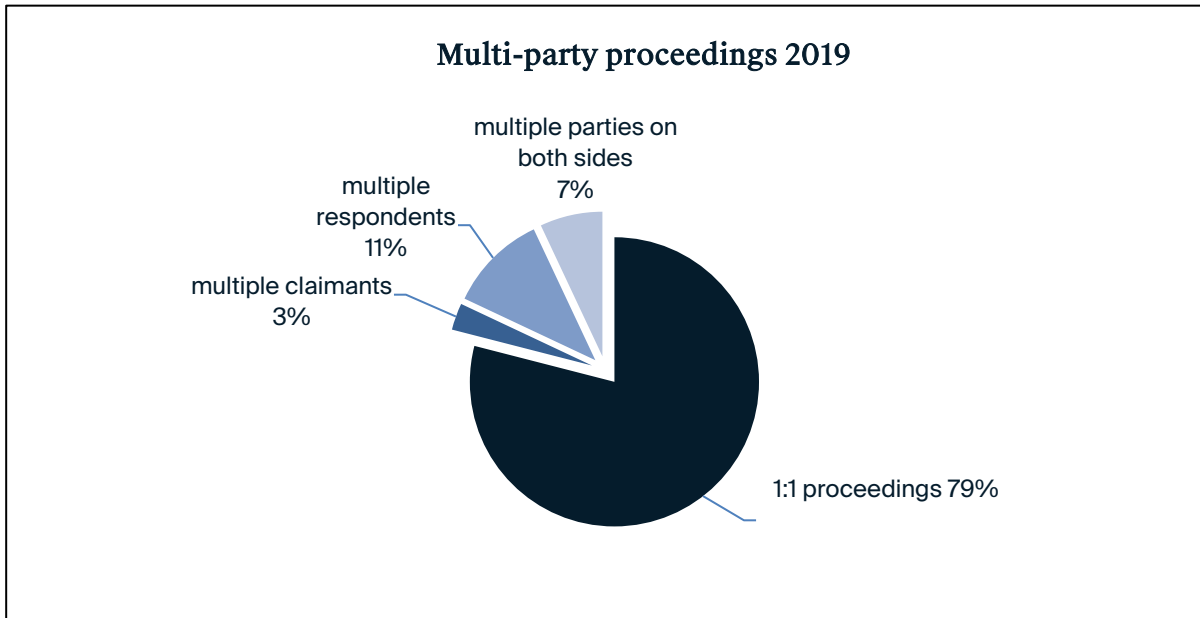
6. Arbitration Proceedings – Represented Countries 2018/2019*

	2018	2019
Number of countries represented	24	30
Arab Emirates	-	1
Austria	6	9
Belgium	-	2
Bosnia and Herzegovina	1	-
Brasil	1	-
China (incl. Hong-Kong and Taiwan)	1	8
Columbia	2	-
Cyprus	2	-
Czech Republic	-	1
Denmark	5	1
Egypt	-	1
Finland	1	-
France	1	2
Gabun	-	1
Greece	-	1
Great Britain	4	5
Hungary	-	1
Israel	2	-
Italy	2	3
Ivory Coast	-	1

Jersey	-	1
Kazakhstan	-	1
Liechtenstein	-	3
Luxemburg	7	3
Macedonia	1	-
Mexico	1	1
Mongolia	-	1
Netherlands	3	5
Philippines	1	-
Poland	1	1
Romania	-	1
Russia	1	2
Switzerland	5	4
Singapore	2	-
Spain	1	1
South Korea	-	1
Turkey	2	1
Ukraine	-	1
United States of America	2	3

* Based on the number of arbitration proceedings, but not including sport arbitration proceedings (128 proceedings in 2018/123 proceedings in 2019).

7. Arbitration Proceedings – Multi-Party Proceedings 2019*

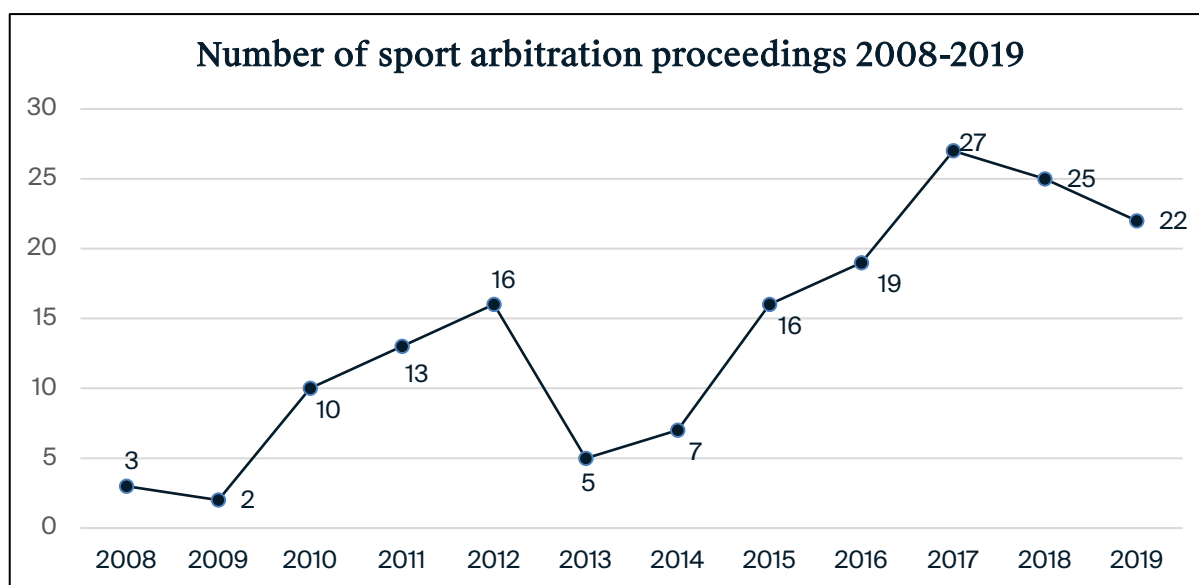


Multi-party proceedings	2018	2019
total	34 (29%)	26 (21%)
of which multiple claimants	7	4
of which multiple respondents	24	14
of which multiple parties on both sides	3	8

* Based on the number of arbitration proceedings, but not including sport arbitration proceedings (128 proceedings in 2018/123 proceedings in 2019).

8. Sport Arbitration Proceedings

Dynamic development of the case load since the establishment of the German Court of Arbitration for Sport in 2008



The German Court of Arbitration decides as Arbitration Court for the first instance, the appellate instance and about submissions for interim relief

Instances of sport arbitration proceedings	2018	2019
total	25	22
of which 1st instance	22	22
of which appellate instance	2	-
of which interim relief	1	-

Types of the subject matter

types of the subject matter	2018	2019
total	25	22
of which anti-doping-disputes	24	22
of which general sports-related disputes	1	-

Applications for financial aid 2019 (as introduced by 2016 DIS Sport Arbitration Rules) granted in 10 proceedings (Sports: Biking, Athletics, Powerlifting, Boxing, Swimming, Ski Mountaineering).