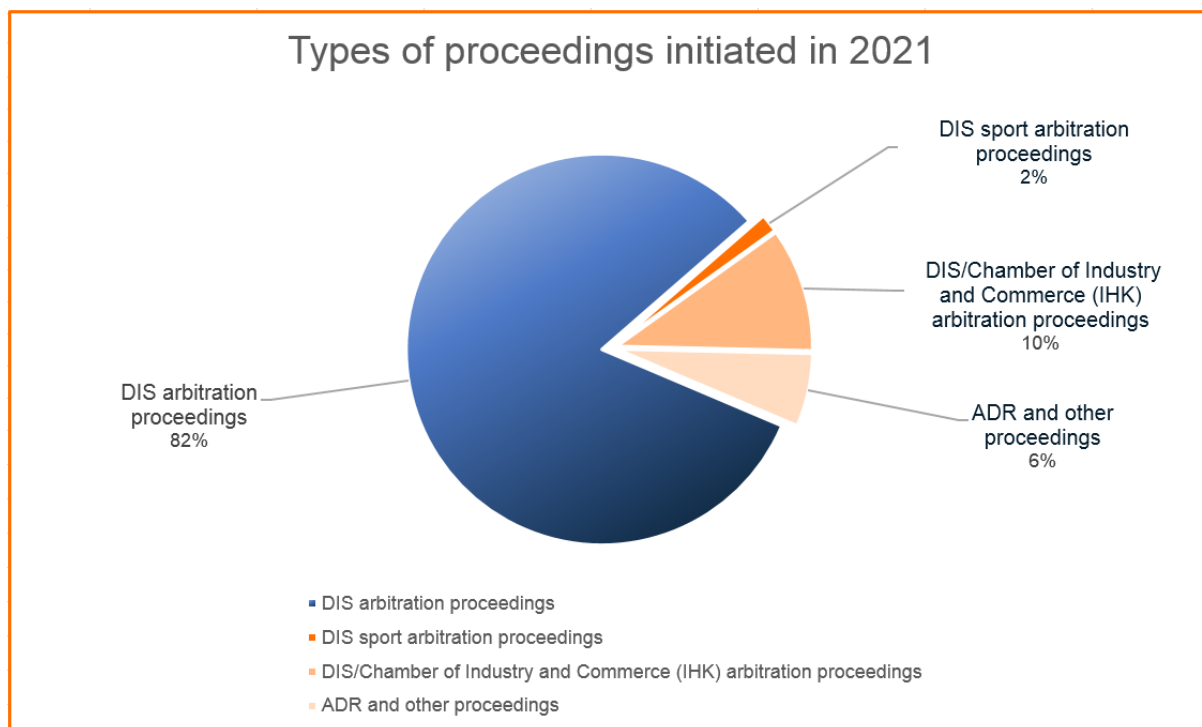


Statistics 2021

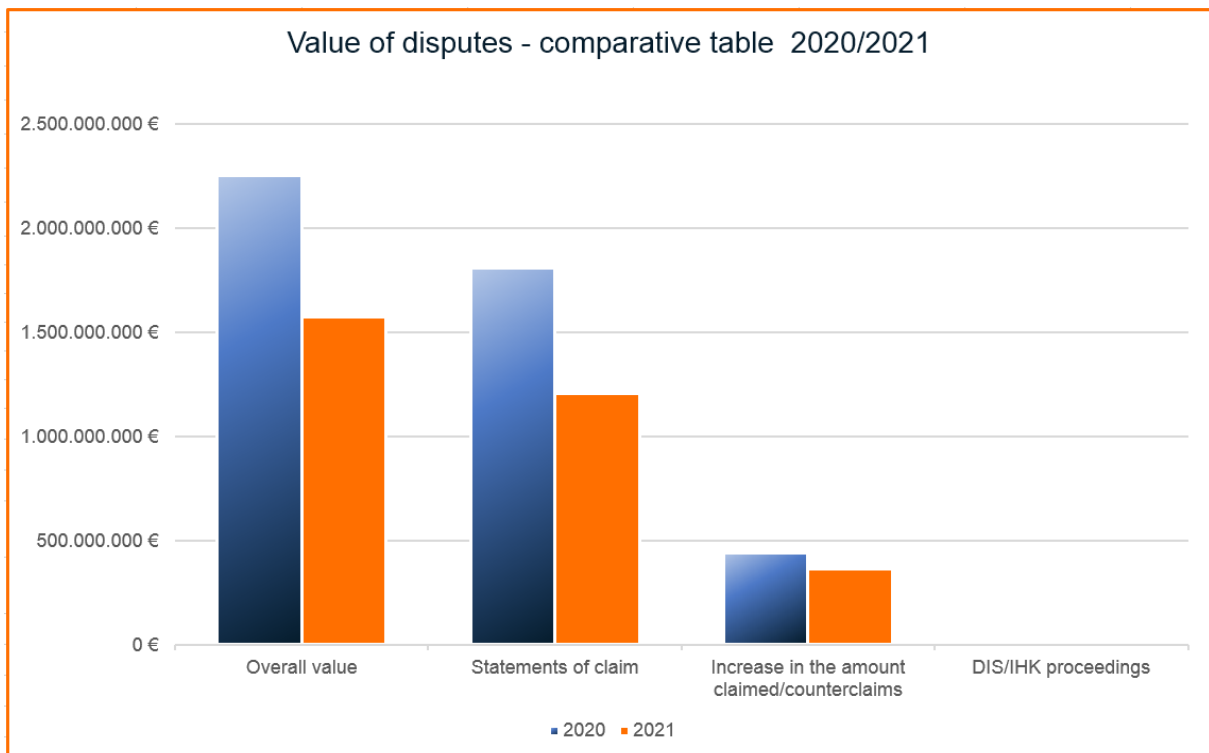
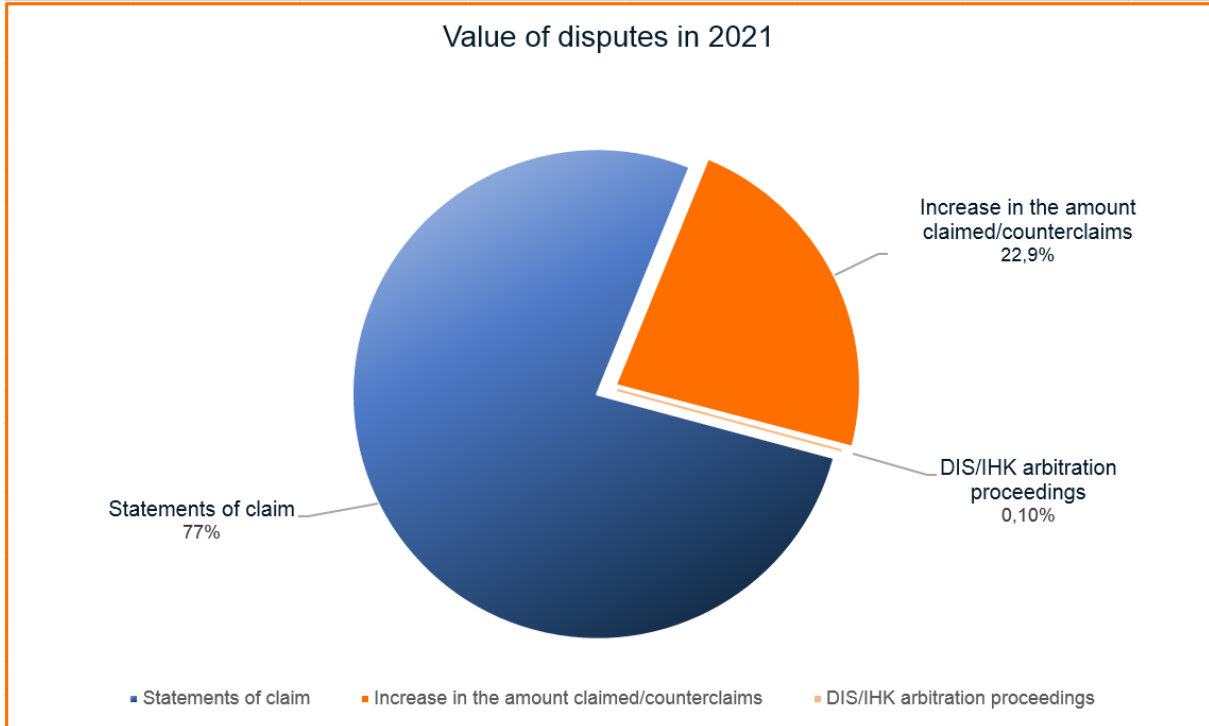
1. Proceedings Initiated in 2021



Types of proceedings		2020	2021	
Total number of DIS proceedings		165	133	
DIS Arbitration Rules		132	110	
	of which 1998 DIS Arbitration Rules			2
	of which with Annex 4			6
	of which with Annex 5			11
	of which with Annexes 4+5			0
	relating to Packaging Law			0
DIS/Chambers of Industry and Commerce (IHK) arbitration proceedings		13	13	
	of which IHK Mittlerer Niederrhein			1

	of which IHK Bonn/Rhein-Sieg			2
	of which IHK Frankfurt am Main			3
	Of which IHK Regensburg für Oberpfalz/ Kelheim			1
	of which IHK Würzburg-Schweinfurt			1
	of which IHK Stuttgart			1
	of which IHK München und Oberbayern			4
2016 DIS Sport Arbitration Rules		17	2	
subtotal of arbitration proceedings		162	125	
Conciliation		1	0	
Mediation		1	5	
Adjudication		0	0	
Expert Determination		1	1	
subtotal ADR proceedings		3	6	
other proceedings (ad hoc Appointing Authority)		0	2	

2. Arbitration Proceedings – Value of Disputes in 2021*



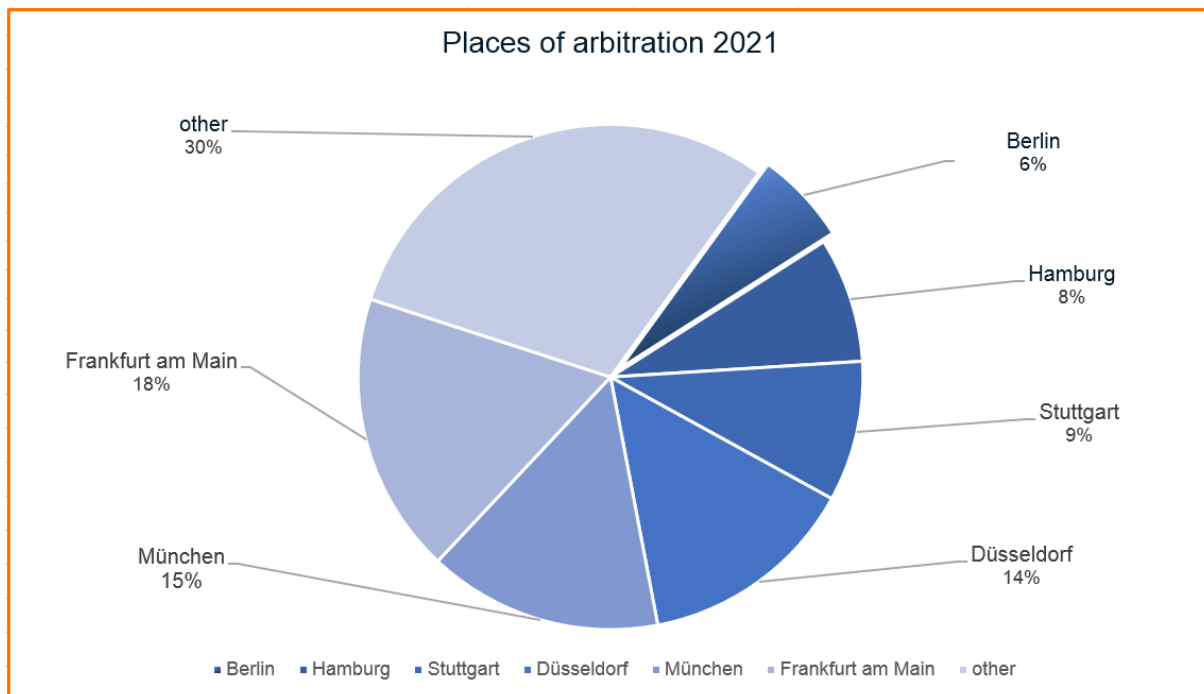
	2020	2021
Value of disputes**	2.251.664.294 €	1.572.579.129 €
of which DIS arbitration proceedings (statements of claim)	1.807.711.172 €	1.205.970.764 €
of which DIS arbitration proceedings (increase in the amount claimed/counter-claims)	442.445.555 €	365.628.658 €
of which DIS/IHK arbitration proceedings	1.507.567 €	979.708 €

Value of disputes	2020	2021
lowest	2.000 €	1.000 €
highest	440.000.000 €	151.054.173 €

* Based on the number of arbitration proceedings, but not including sport arbitration proceedings (132 proceedings 2020/123 proceedings in 2021).

** Taking into account the value of arbitration proceedings (DIS/IHK) commenced in the relevant year only, as well as the increase in the amount claimed and counter-claims filed during the relevant year (irrespective of when the arbitration proceedings were initiated). Accordingly, this is not the total value of all arbitration proceedings pending in the relevant year.

3. Arbitration Proceedings – Places of Arbitration 2021*

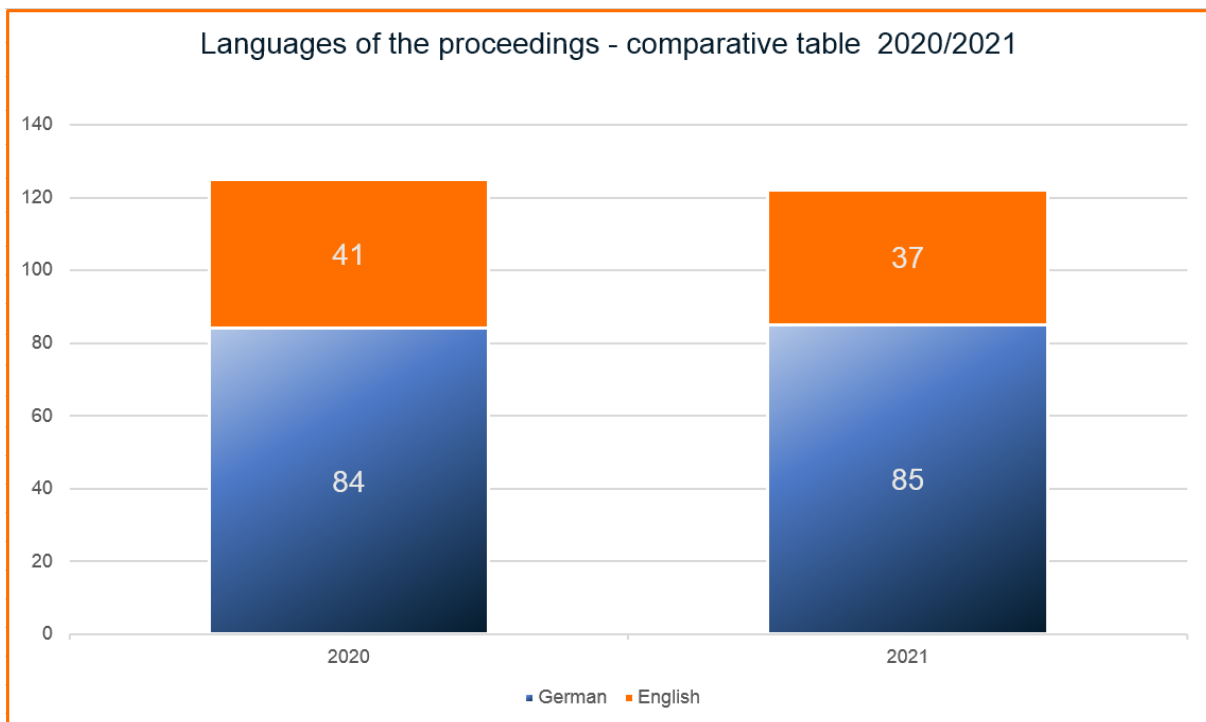
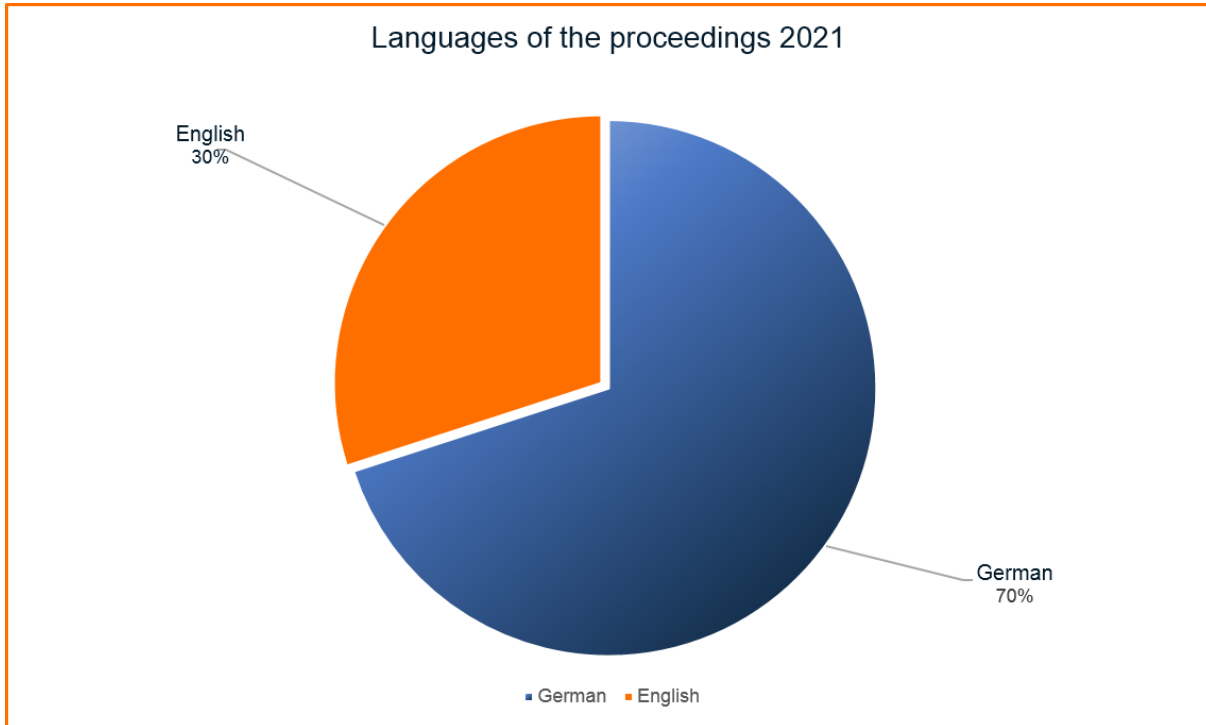


In Germany		Abroad		
City	Number of cases	Country	City	Number of cases
Aachen	1			
Berlin	7			
Bielefeld	1			
Bonn	3			
Borken	1			
Bremen	3			
Chemnitz	1			
Köln	6			
Düsseldorf	17			
Erfurt	1			
Erlangen	1			
Frankfurt am Main	22			
Frechen	1			
Hamburg	10			
Hannover	1			
Herne	1			
Kleve	1			
Krefeld	1			
Lohsa	1			

Mannheim	2			
Marktheidenfeld	1			
Mülheim an der Ruhr	1			
München	18			
Nassau	2			
Nürnberg	1			
Osnabrück	1			
Regensburg	2			
Selm	1			
Stuttgart	11			
Wittmund	1			
Wolfsburg	1			
total	122			0

* Based on the number of arbitration proceedings with agreed or fixed places of arbitration, but not including sport arbitration proceedings (122 proceedings in total). In the remaining cases, the place of arbitration is yet to be determined.

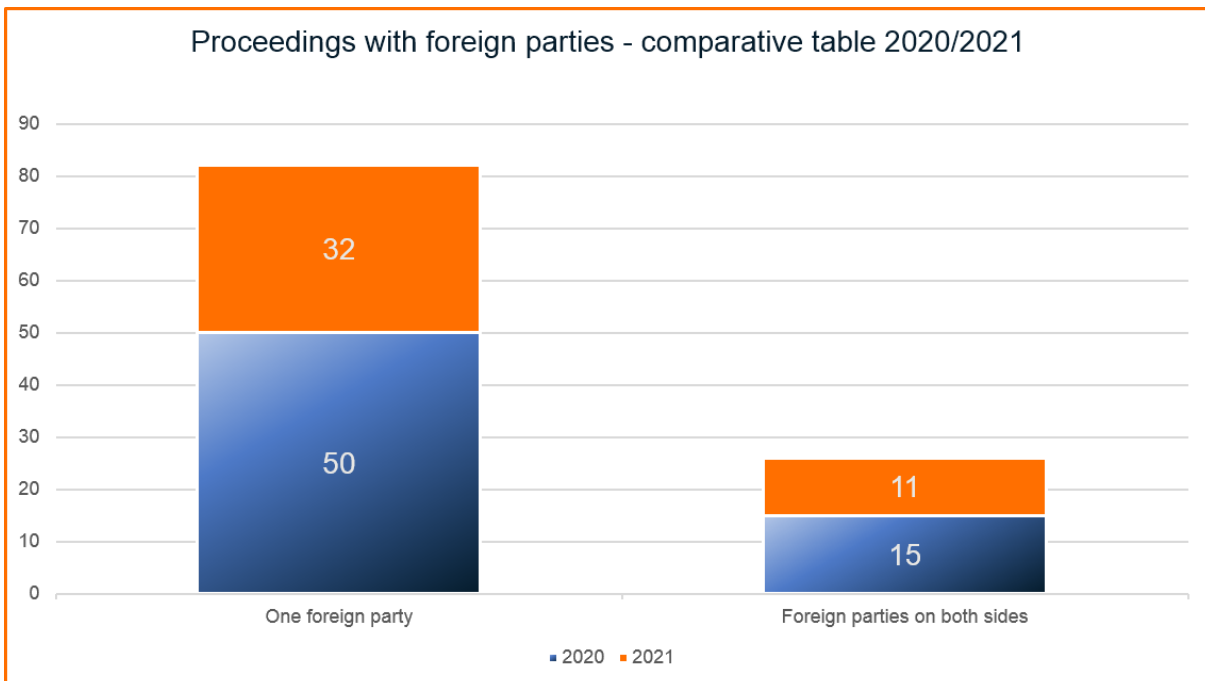
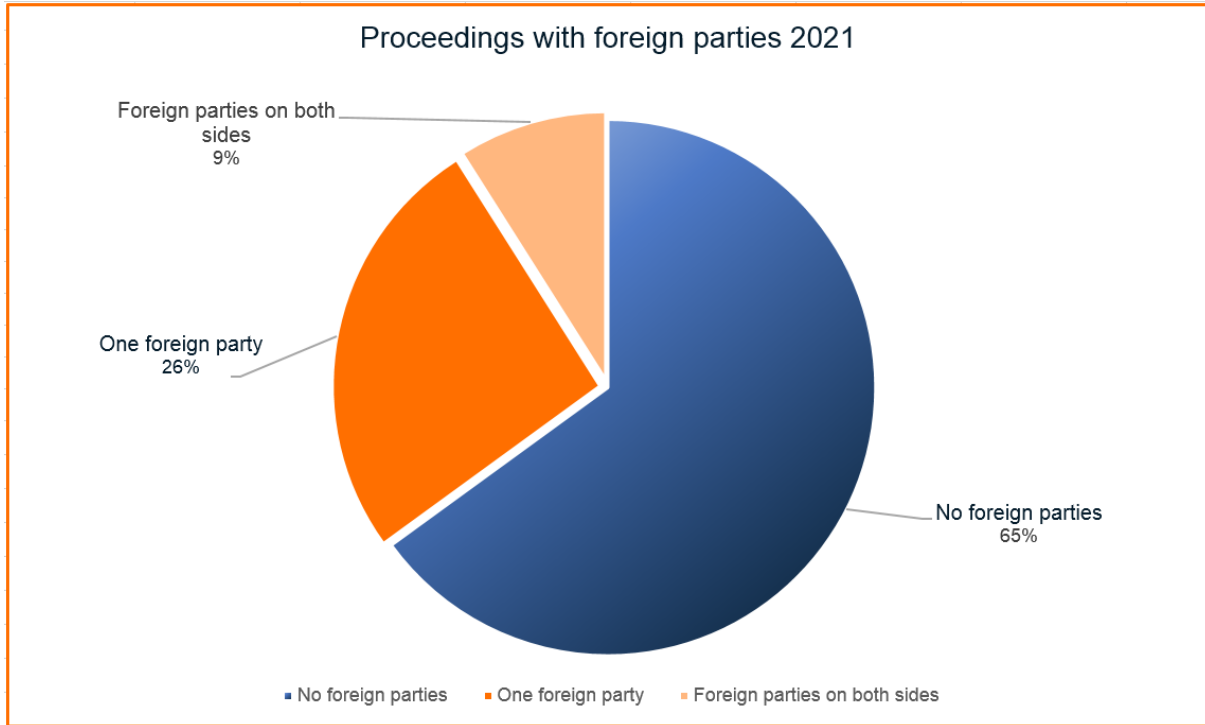
4. Arbitration Proceedings – Language of the Proceedings 2021*



Languages of the proceedings	2020	2021
English	41 (33%)	37 (30%)
German	84 (67%)	85 (70%)

* Based on the number of arbitration proceedings, but not including sport arbitration proceedings (122 proceedings).

5. Arbitration Proceedings – Involvement of Foreign Parties 2021*



Proceedings with foreign parties	2020	2021
Total	65 (49%)	43 (35%)
of which arbitration proceedings with one foreign party	50	32
of which arbitration proceedings with foreign parties on both sides	15	11

* Based on the number of arbitration proceedings, but not including sport arbitration proceedings (132 proceedings in 2020/123 proceedings in 2021).

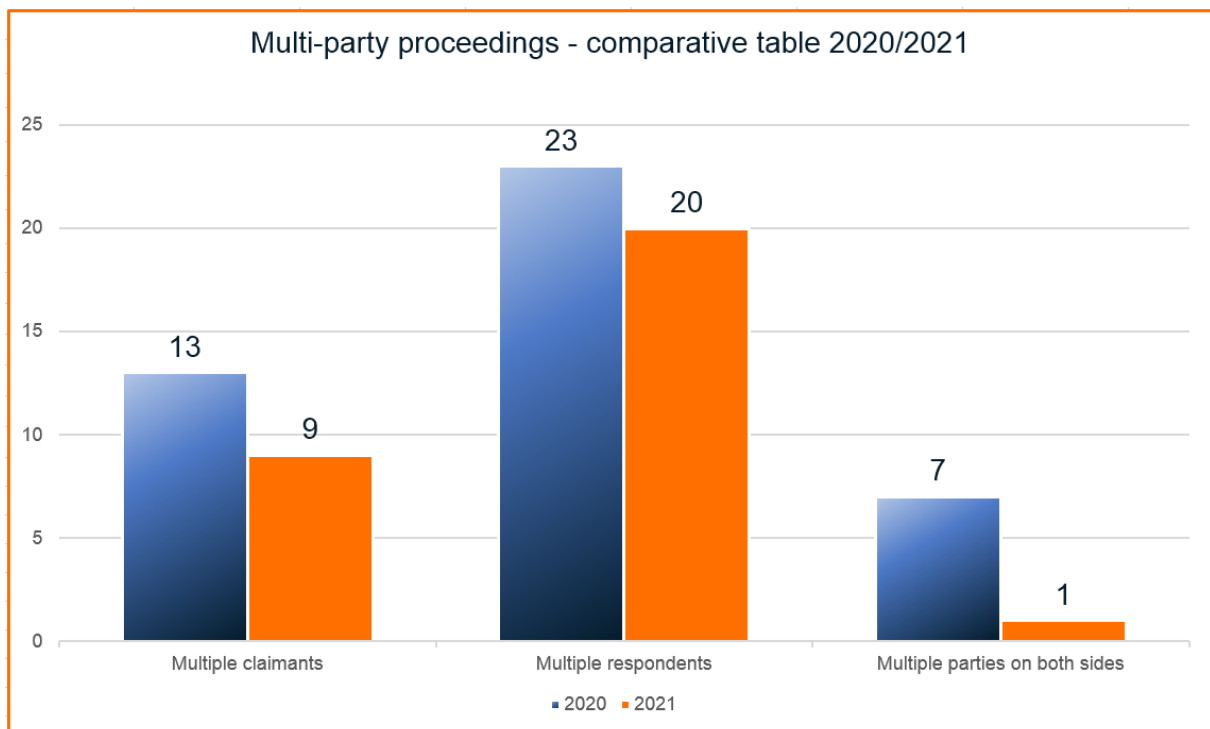
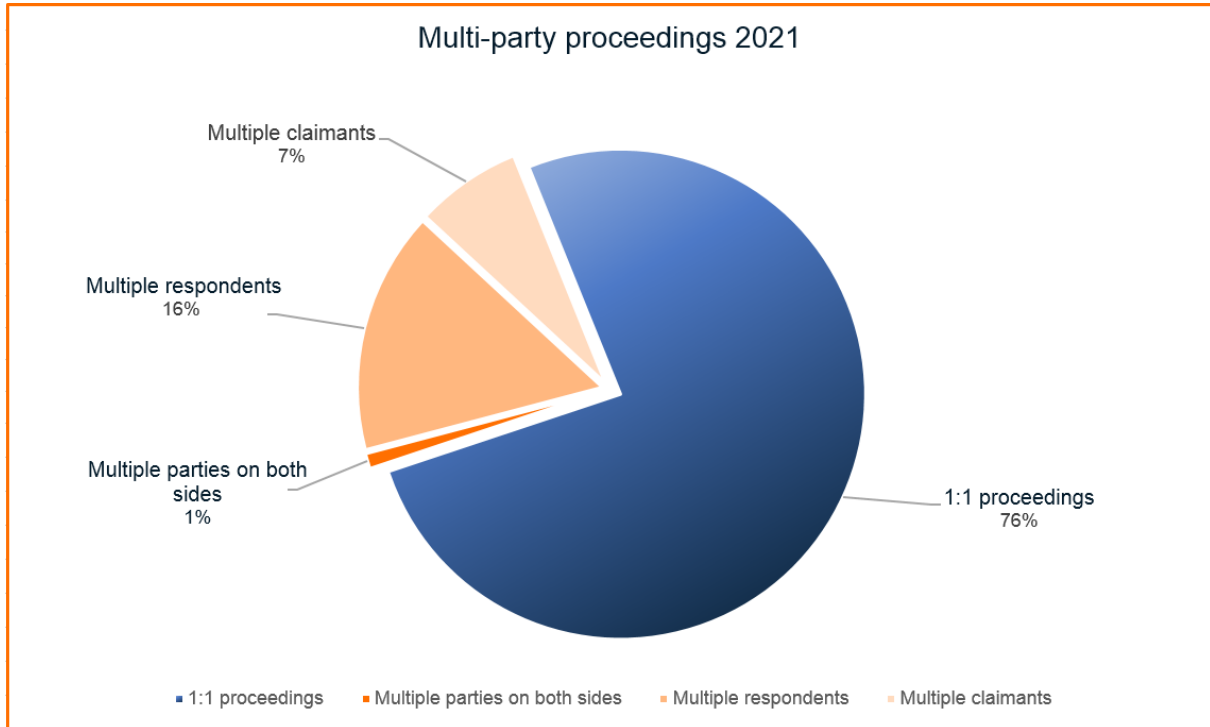
6. Arbitration Proceedings – Represented Countries 2020/2021*

	2020	2021
Number of countries represented	34	54
Austria	5	4
Belgium	2	3
Brasil	1	-
China	8	2
Cyprus	1	-
Denmark	-	3
Dominican Republic	1	-
Egypt	1	-
France	-	-
Grand Cayman	1	-
Great Britain	5	4
Greece	-	-
Hungary	1	-
Italy	-	1
Japan	1	1
Jersey	1	-
Jordan	1	-
Kazakhstan	1	-
Latvia	1	-
Lichtenstein	5	2
Luxembourg	3	5
Malta	2	-
Netherlands	9	10
Norway	1	-
Poland	2	1
Romania	3	-
Russia	5	-
Serbia	1	-
Singapore	1	-
Slovakia	1	-
Slovenia	-	1
South Korea	1	-
Spain	1	1
Sweden	1	2
Switzerland	7	3
Taiwan	-	2

Thailand	1	-
Turkey	-	1
Ukraine	3	1
United Arab Emirates	2	-
United States of America	6	7

* Based on the number of arbitration proceedings, but not including sport arbitration proceedings (132 proceedings in 2020/123 proceedings in 2021).

7. Arbitration Proceedings – Multi-Party Proceedings 2021*

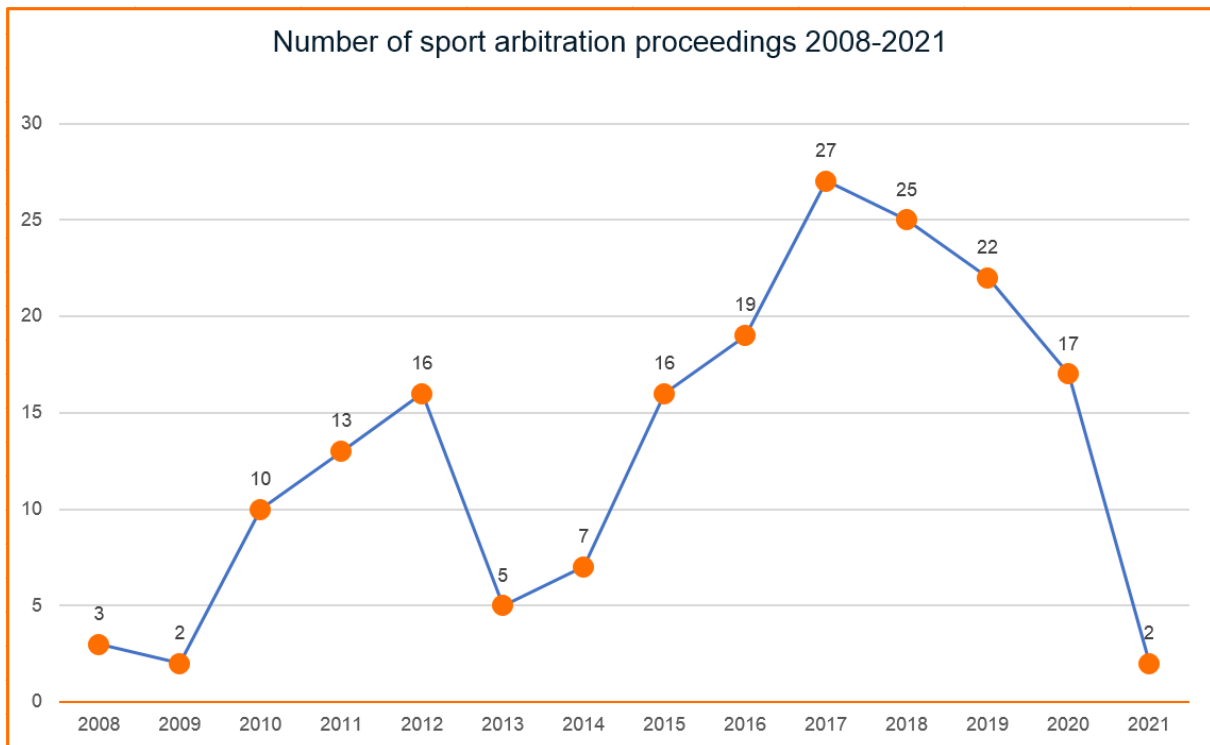


Multi-party proceedings	2020	2021
Total	43 (32,5%)	30 (24,4%)
of which multiple claimants	13	9
of which multiple respondents	23	20
of which multiple parties on both sides	7	1

* Based on the number of arbitration proceedings, but not including sport arbitration proceedings (132 proceedings in 2020/123 proceedings in 2021).

8. Sport Arbitration Proceedings

Dynamic development of the case load since the establishment of the German Court of Arbitration for Sport in 2008



The German Court of Arbitration decides as Arbitration Court for the first instance, the appellate instance and about submissions for interim relief

Instances of sport arbitration proceedings	2020	2021
Total	17	2
of which 1st instance	15	2
of which appellate instance	2	-
of which interim relief	-	-

Types of the subject matter

Types of the subject matter	2020	2021
Total	17	2
of which anti-doping-disputes	15	-
of which general sports-related disputes	2	2

Applications for financial aid 2021 (as introduced by 2016 DIS Sport Arbitration Rules) did not take place in any proceeding.